

BADU® Pro E Series (48 frame)

High Performance Swimming Pool Pump



A Drop in replacement design for Hayward® Super Pump® and Pentair® SuperFlo® pumps

Features

- The BADU Pro pump series saves you time & money while making your life simpler.
- Easily serviceable 4-bolt design & handle
- This high performance, medium head pump comes complete with an industry standard Carbon/Ceramic 5/8" mechanical seal for convenient replacement.
- Non-corrosive, chemical/UV resistant, and can withstand temperatures of up to 175°F.
- The BADU Pro is available with the following motors:
 - Single Speed (0.75 to 2.0 HP)
 - Variable Speed (1.1 THP)
- Lock ring that incorporates handles. These handles provide the user with a convenient way to easily remove the lid.
- Specially constructed clear lid. (Optional Clear lid with LED light available.)
- Suction and discharge are equipped with quick disconnect unions for easy installation and maintenance.
- Suction and discharge ports are also equipped with internal threads.
- For pool users' safety, the impeller has a dielectric shaft sleeve that provides absolute separation between pool water and electric parts.
- Every pump is performance tested before leaving the Speck factory.



BADU Pro-II E VSP

Trademarks and Certifications



Select BADU Pro models are ENERGY STAR certified

Applications

- Residential pools & spas
- In-ground pools (small to medium)

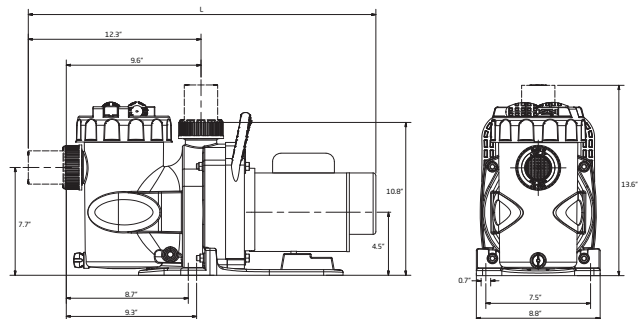
Features Specific to the Single Speed Motors

- Motor is a energy efficient, switchless PSC 48 frame motor.
- Dual voltage motor with toggle switch and has a stainless steel shaft.

Features Specific to the 1.1 THP Dual Voltage Motor

- Clear lid with LED light, allowing the user to check the basket for debris.
- Pump is equipped with a 1.1 THP (48 frame thru-bolt mount) Variable Speed Motor.
- Motor runs on a wide voltage range 100-130/200-250V. Automatically detects 115 or 230V.
- Built-In Controller, LED Screen & Keypad can be locked for safety.
- 3 Adjustable Power Levels - Levels can be set to range from 50 Watts/1000 RPM to 1000 Watts/3500 RPM (in increments of 10 Watts).
- Programmable high efficiency TEFC (totally enclosed fan cooled) maintenance free permanent magnet brushless 48 frame motor.

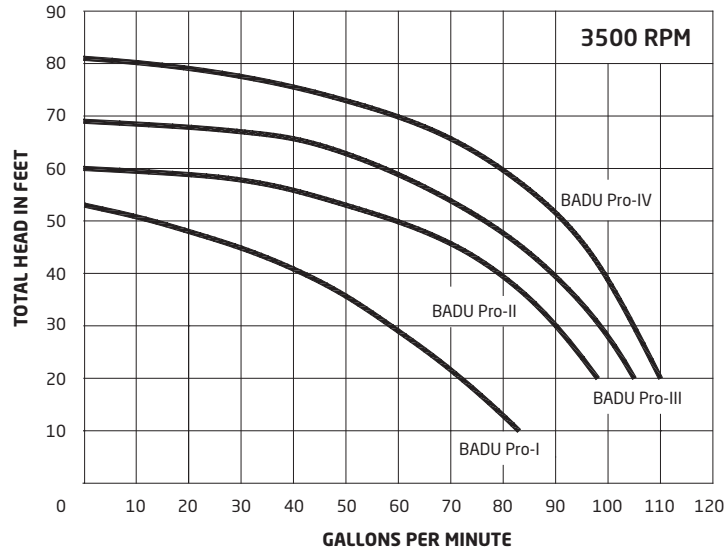
Dimensional Drawing



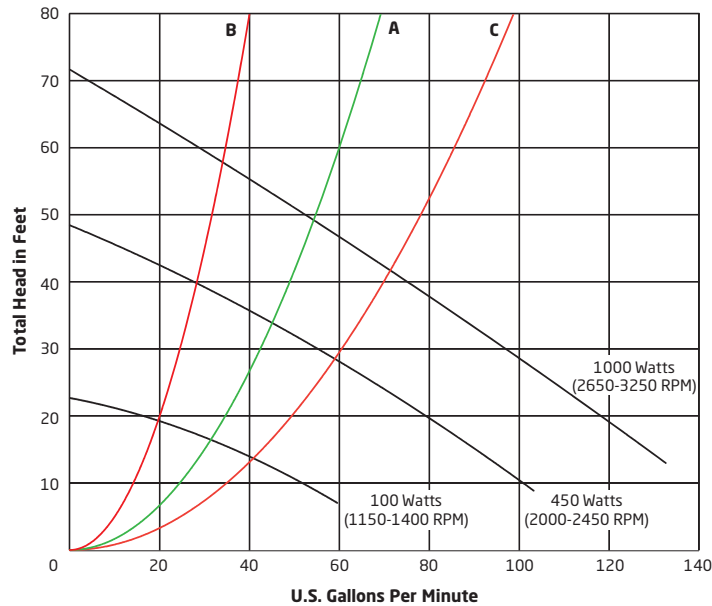
MODEL	DIMENSION "L"
BADU Pro-I E	24.6"
BADU Pro-II E	25.1"
BADU Pro-III E	25.6"
BADU Pro-IV E	25.9"

Performance Curves

Single Speed Models



1.1 Dual Voltage Variable Speed Model



B, A, and C represent average system curves for pools with the pipe diameter mentioned below.
 B = 1.5" pipe A = 2.0" pipe C = 2.5" pipe